

2023 OKFUSKEE COUNTY ASSESSOR'S OFFICE REPORT TO THE EXCISE BOARD

07/24/2023

City/Village								
DISTRICT	DESCRIPTION	PERSONAL PROPERTY	REAL PROPERTY	PUBLIC SERVICE	TOTAL VALUATION	HOMESTEAD EXEMPTIONS	OTHER EXEMPTIONS	NET VALUATION
T01	Boley City	63,221	728,223	215,771	1,007,215	40,976	6,221	960,018
T02	Bearden City	12,888	458,069	86,313	557,270	33,000	5,205	519,065
T03	Castle City	25,996	170,441	80,186	276,623	25,741	13,470	237,412
T04	Paden City	159,819	1,337,362	145,139	1,642,320	105,399	24,372	1,512,549
T05	Okemah City	1,605,523	8,161,382	1,226,736	10,993,641	409,287	122,066	10,462,288
T06	Weleetka City	292,678	1,671,617	352,639	2,316,934	145,580	9,925	2,161,429
CITY/VILLAGE TOTAL VALUATION		2,160,125	12,527,094	2,106,784	16,794,003	759,983	181,259	15,852,761

County								
DISTRICT	DESCRIPTION	PERSONAL PROPERTY	REAL PROPERTY	PUBLIC SERVICE	TOTAL VALUATION	HOMESTEAD EXEMPTIONS	OTHER EXEMPTIONS	NET VALUATION
C001	Okfuskee County General	26,483,317	42,286,864	27,927,831	96,698,012	2,099,880	769,071	93,829,061
COUNTY TOTAL VALUATION		26,483,317	42,286,864	27,927,831	96,698,012	2,099,880	769,071	93,829,061

Fire-District								
DISTRICT	DESCRIPTION	PERSONAL PROPERTY	REAL PROPERTY	PUBLIC SERVICE	TOTAL VALUATION	HOMESTEAD EXEMPTIONS	OTHER EXEMPTIONS	NET VALUATION
EMS1	Emergency Management Svc	4,531,659	7,570,439	11,445,306	23,547,404	424,988	97,641	23,024,775
FIRE-DISTRICT TOTAL VALUATION		4,531,659	7,570,439	11,445,306	23,547,404	424,988	97,641	23,024,775

School								
DISTRICT	DESCRIPTION	PERSONAL PROPERTY	REAL PROPERTY	PUBLIC SERVICE	TOTAL VALUATION	HOMESTEAD EXEMPTIONS	OTHER EXEMPTIONS	NET VALUATION
#14 Pade	#14 Paden	7,835,744	7,346,117	7,848,489	23,030,350	373,008	143,446	22,513,896
#2 Mason	#2 Mason	2,195,125	5,556,621	564,459	8,316,205	255,971	78,004	7,982,230
#26 Oke	#26 Okemah	8,980,312	18,683,092	5,566,516	33,229,920	888,690	370,065	31,971,165
#29 Bear	#29 Bearden	2,068,631	2,642,362	2,128,928	6,839,921	127,533	67,312	6,645,076
#31 Wele	#31 Weleetka	3,062,328	6,275,328	10,737,510	20,075,166	351,180	84,756	19,639,230
Joint 15	Butner (Seminole)	865,612	436,633	89,904	1,392,149	25,000	12,603	1,354,546
Joint 5	Wetumka (Hughes)	6,234	51,600	284,229	342,063	4,690	0	337,373
Joint 56	Graham/Dustin (Hughes)	1,469,331	1,295,111	707,796	3,472,238	73,808	12,885	3,385,545

2023 OKFUSKEE COUNTY ASSESSOR'S OFFICE REPORT TO THE EXCISE BOARD

07/24/2023

Vo-Tech								
DISTRICT	DESCRIPTION	PERSONAL PROPERTY	REAL PROPERTY	PUBLIC SERVICE	TOTAL VALUATION	HOMESTEAD EXEMPTIONS	OTHER EXEMPTIONS	NET VALUATION
V25	Wes Watkins Vo Tech	17,781,961	34,504,114	19,989,438	72,275,513	1,701,872	613,022	69,960,619
V5	Gordon Cooper Vo-Tech	8,701,356	7,782,750	7,938,393	24,422,499	398,008	156,049	23,868,442
VO-TECH TOTAL VALUATION		26,483,317	42,286,864	27,927,831	96,698,012	2,099,880	769,071	93,829,061


I, LEA C WINKLE, Assessor of Okfuskee County Oklahoma, do hereby certify that the foregoing is a true and correct statement of valuations for Real Estate, Personal Property, Public Service and Homestead Exemptions as certified by the State Board of Equalization and shown by the records in the County Assessor's office. Subscribed by my hand and affixed the seal of the County Assessor's office on this day of 07/24/2023.

State of Oklahoma)
) SS
 Okfuskee County)

Lea C. Winkle

7-24-2023
Date


LEA C WINKLE
 County Assessor
 Okfuskee County



I, Dianne Flanders, County Clerk of Okfuskee County Oklahoma, do hereby certify that the above is a true, correct and complete list of the valuations of Okfuskee County Oklahoma as certified by the Okfuskee County Assessor's office.

Dianne Flanders

Dianne Flanders
 County Clerk
 Okfuskee County



Excise Board:

L. Ba *Boyer Walker* *Jim*

7-31-23
Date

Real	Count	Value
Agricultural	17	17,695
Commercial	64	229,439
Residential	581	481,089
Total Real Value	662	728,223
Homestead	39	40,976
Veteran	1	6,221
Other	0	0
Total Exempt	45	47,197

TIF Increment Value

Net Assessed 681,026

Net Assessed Under Protest

Senior Freeze	7	3,672
Capped Parcels	111	29,501

Personal	Count	Value
Agricultural	4	4,471
Commercial	16	46,393
Mobile Home	6	12,357
Total Personal	26	63,221
Total Exempt	0	0

TIF Increment Value

Net Assessed 63,221

Net Assessed Under Protest

Public Service	Count	Value
Total PS Value	6	215,771

TIF Increment Value

Net Assessed 215,771

District Totals

Total Gross Value	1,007,215
Homestead Loss	40,976
Other Exemption Loss	6,221

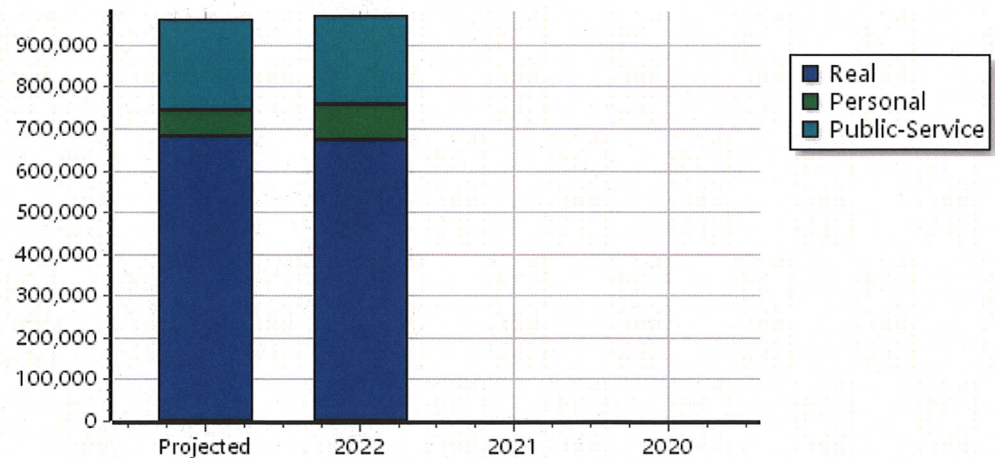
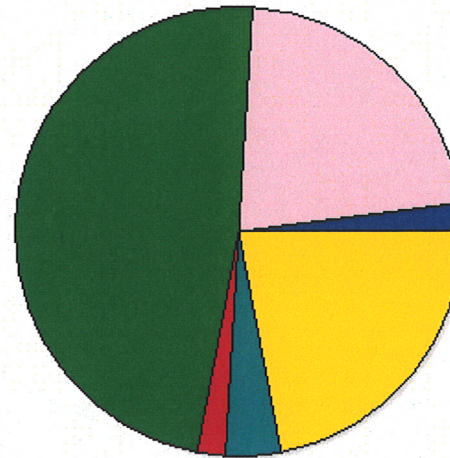
TIF Increment Value

Retained TIF Value


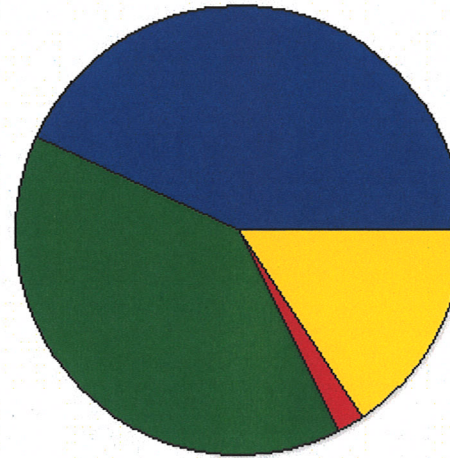
Net Assessed Value 960,018

Net Assessed Under Protest

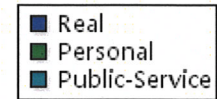
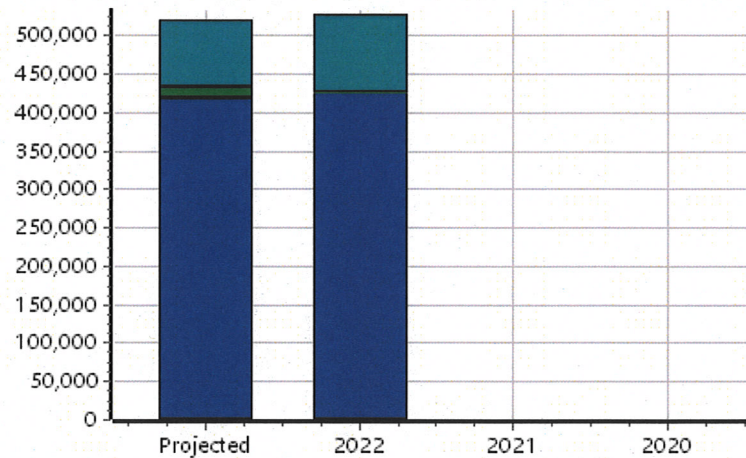
* Public Service Protests Values are not included on this report.



Real	Count	Value
Agricultural	58	240,134
Commercial	0	0
Residential	48	217,935
Total Real Value	106	458,069
Homestead	30	33,000
Veteran	1	5,205
Other	0	0
Total Exempt	34	38,205
TIF Increment Value		
Net Assessed		419,864
Net Assessed Under Protest		
Senior Freeze	4	5,830
Capped Parcels	80	213,012



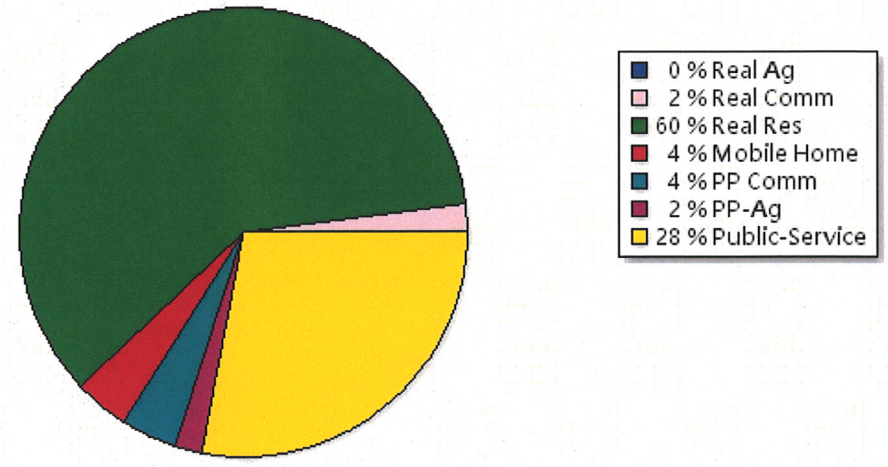
Personal	Count	Value
Agricultural	0	0
Commercial	1	348
Mobile Home	1	12,540
Total Personal	2	12,888
Total Exempt	0	0
TIF Increment Value		
Net Assessed		12,888
Net Assessed Under Protest		
Public Service	Count	Value
Total PS Value	6	86,313
TIF Increment Value		
Net Assessed		86,313



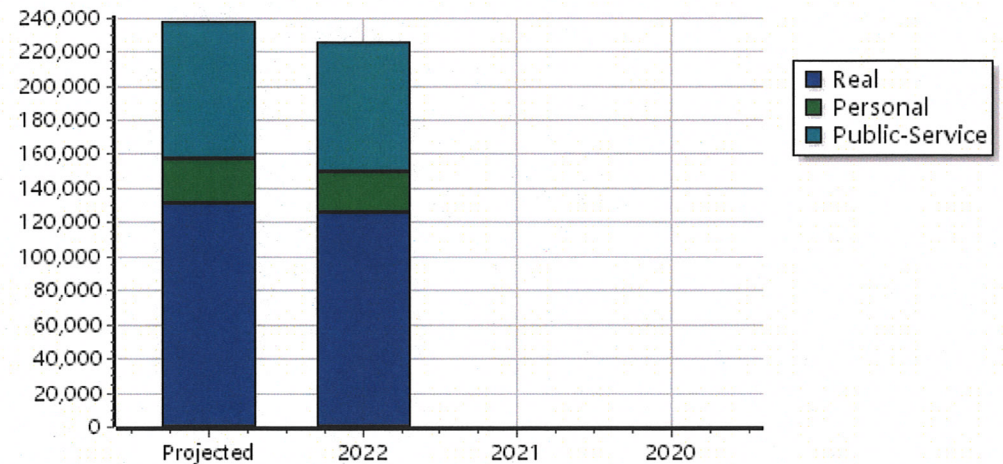
District Totals	
Total Gross Value	557,270
Homestead Loss	33,000
Other Exemption Loss	5,205
TIF Increment Value	
Retained TIF Value	
Net Assessed Value	519,065
Net Assessed Under Protest	

* Public Service Protests Values are not included on this report.

Real	Count	Value
Agricultural	0	0
Commercial	2	4,671
Residential	76	165,770
Total Real Value	78	170,441
Homestead	20	25,741
Veteran	1	13,470
Other	0	0
Total Exempt	27	39,211
TIF Increment Value		
Net Assessed		131,230
Net Assessed Under Protest		
Senior Freeze	5	12,031
Capped Parcels	59	73,725




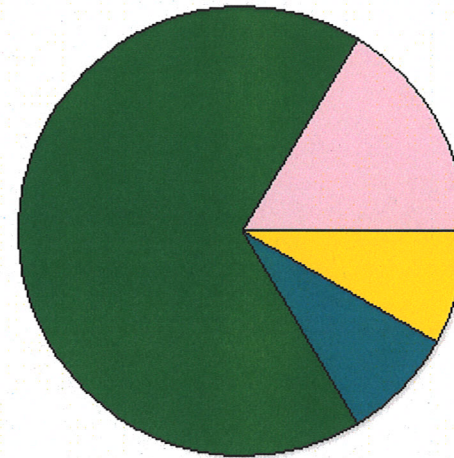
Personal	Count	Value
Agricultural	4	3,118
Commercial	4	9,387
Mobile Home	3	13,491
Total Personal	11	25,996
Total Exempt	0	0
TIF Increment Value		
Net Assessed		25,996
Net Assessed Under Protest		
Public Service		
Total PS Value	5	80,186
TIF Increment Value		
Net Assessed		80,186



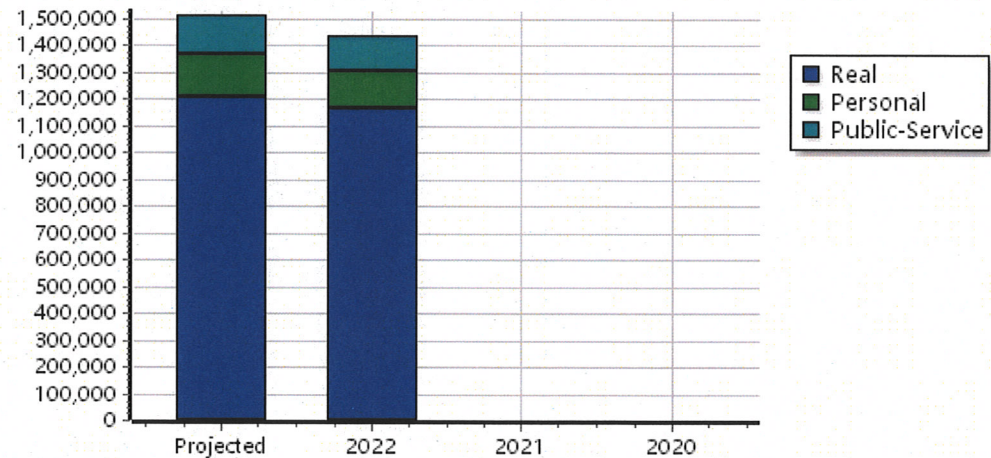
District Totals	
Total Gross Value	276,623
Homestead Loss	25,741
Other Exemption Loss	13,470
TIF Increment Value	
Retained TIF Value	
Net Assessed Value	237,412
Net Assessed Under Protest	

* Public Service Protests Values are not included on this report.

Real	Count	Value
Agricultural	0	0
Commercial	27	252,120
Residential	299	1,085,242
Total Real Value	326	1,337,362
Homestead	100	105,399
Veteran	5	24,372
Other	0	0
Total Exempt	111	129,771
TIF Increment Value		
Net Assessed		1,207,591
Net Assessed Under Protest		
Senior Freeze	15	15,272
Capped Parcels	59	83,054



Personal	Count	Value
Agricultural	10	9,728
Commercial	22	139,798
Mobile Home	11	10,293
Total Personal	43	159,819
Total Exempt	0	0
TIF Increment Value		
Net Assessed		159,819
Net Assessed Under Protest		
Public Service	Count	Value
Total PS Value	4	145,139
TIF Increment Value		
Net Assessed		145,139



District Totals	
Total Gross Value	1,642,320
Homestead Loss	105,399
Other Exemption Loss	24,372
TIF Increment Value	
Retained TIF Value	
Net Assessed Value	1,512,549
Net Assessed Under Protest	

* Public Service Protests Values are not included on this report.

Real	Count	Value
Agricultural	8	13,891
Commercial	207	3,048,429
Residential	1,269	5,099,062
Total Real Value	1,484	8,161,382
Homestead	384	409,287
Veteran	19	122,066
Other	0	0
Total Exempt	434	531,353

TIF Increment Value

Net Assessed 7,630,029

Net Assessed Under Protest

Senior Freeze	55	169,076
Capped Parcels	1,296	5,508,067

Personal	Count	Value
Agricultural	16	14,220
Commercial	169	1,567,557
Mobile Home	7	23,746
Total Personal	192	1,605,523
Total Exempt	0	0

TIF Increment Value

Net Assessed 1,605,523

Net Assessed Under Protest

Public Service	Count	Value
Total PS Value	12	1,226,736

TIF Increment Value

Net Assessed 1,226,736

District Totals

Total Gross Value	10,993,641
Homestead Loss	409,287
Other Exemption Loss	122,066

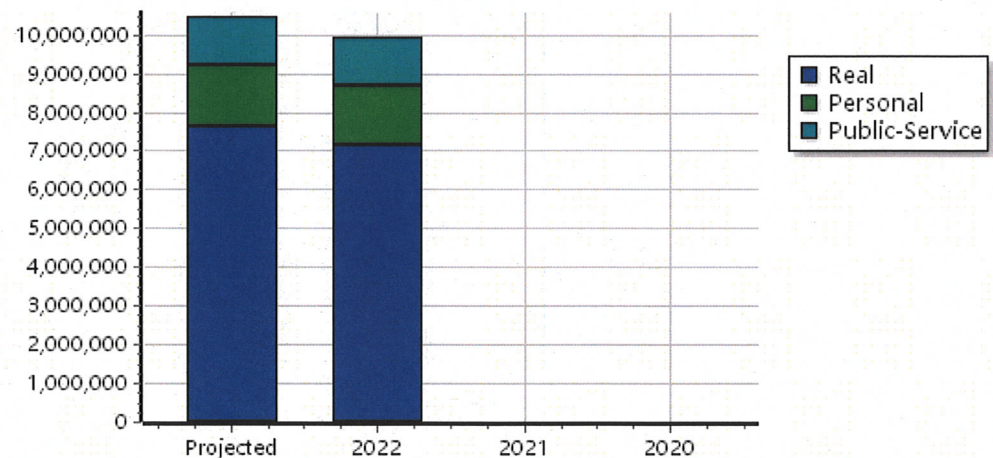
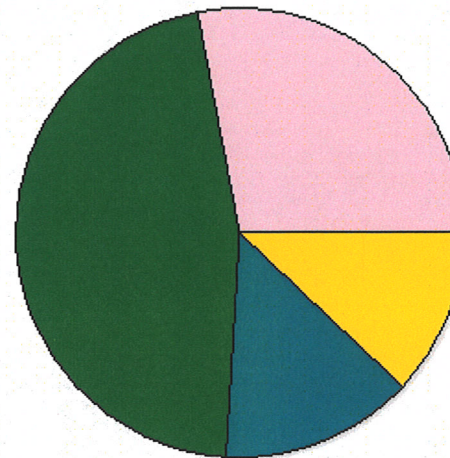
TIF Increment Value

Retained TIF Value

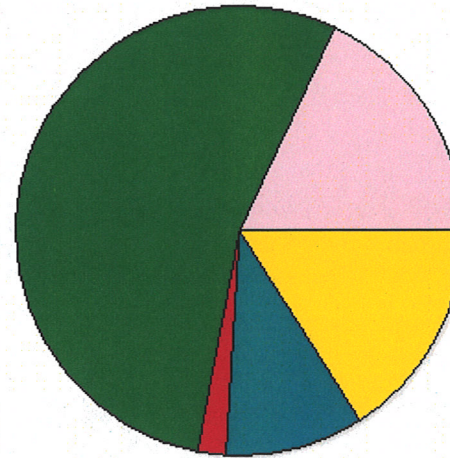
Net Assessed Value 10,462,288

Net Assessed Under Protest

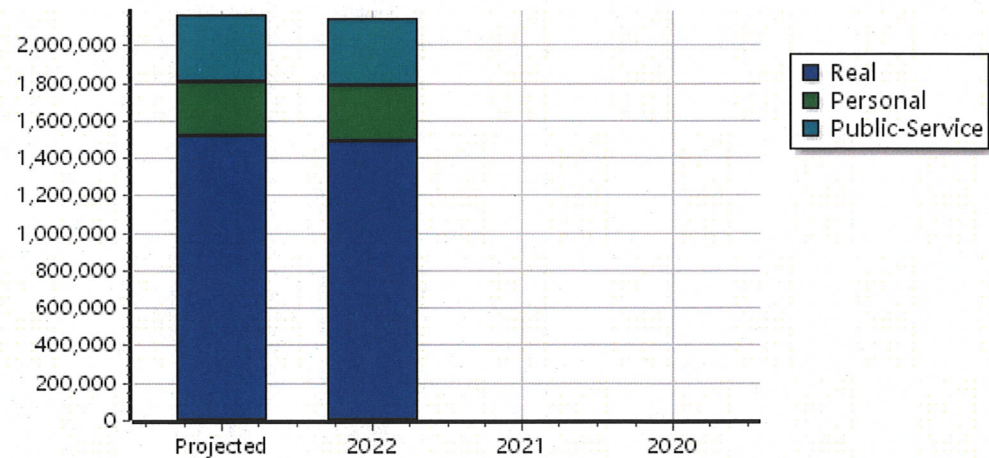
* Public Service Protests Values are not included on this report.



Real	Count	Value
Agricultural	0	0
Commercial	50	414,176
Residential	651	1,257,441
Total Real Value	701	1,671,617
Homestead	126	145,580
Veteran	3	9,925
Other	0	0
Total Exempt	149	155,505
TIF Increment Value		
Net Assessed		1,516,112
Net Assessed Under Protest		
Senior Freeze	24	92,096
Capped Parcels	563	1,513,804



Personal	Count	Value
Agricultural	8	8,246
Commercial	35	251,640
Mobile Home	13	34,792
Total Personal	56	294,678
Total Exempt	1	2,000
TIF Increment Value		
Net Assessed		292,678
Net Assessed Under Protest		
Public Service	Count	Value
Total PS Value	10	352,639
TIF Increment Value		
Net Assessed		352,639



District Totals	
Total Gross Value	2,318,934
Homestead Loss	145,580
Other Exemption Loss	11,925
TIF Increment Value	
Retained TIF Value	
Net Assessed Value	2,161,429
Net Assessed Under Protest	

* Public Service Protests Values are not included on this report.

Real	Count	Value
Agricultural	4,865	19,365,079
Commercial	653	5,313,254
Residential	4,937	17,608,531
Total Real Value	10,455	42,286,864

Homestead	1,990	2,099,880
Veteran	88	768,991
Other	1	80
Total Exempt	2,212	2,868,951

TIF Increment Value

Net Assessed 39,417,913

Net Assessed Under Protest 0 0

Senior Freeze	224	737,249
Capped Parcels	6,215	16,341,994

Personal	Count	Value
Agricultural	1,088	2,975,950
Commercial	595	22,667,572
Mobile Home	249	849,795
Total Personal	1,932	26,493,317

Total Exempt 5 10,000

TIF Increment Value

Net Assessed 26,483,317

Net Assessed Under Protest 7 -519,298

Public Service	Count	Value
Total PS Value	154	27,927,831

TIF Increment Value

Net Assessed 27,927,831

District Totals

Total Gross Value	96,708,012
Homestead Loss	2,099,880
Other Exemption Loss	779,071

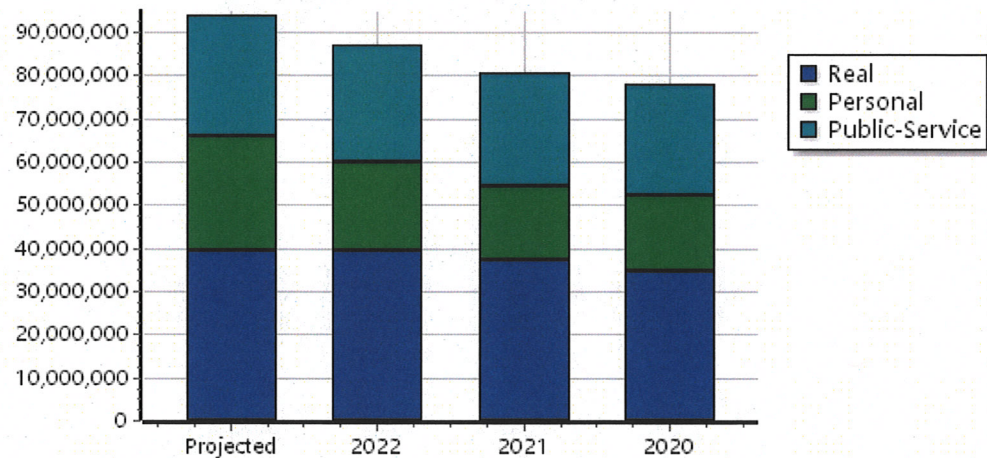
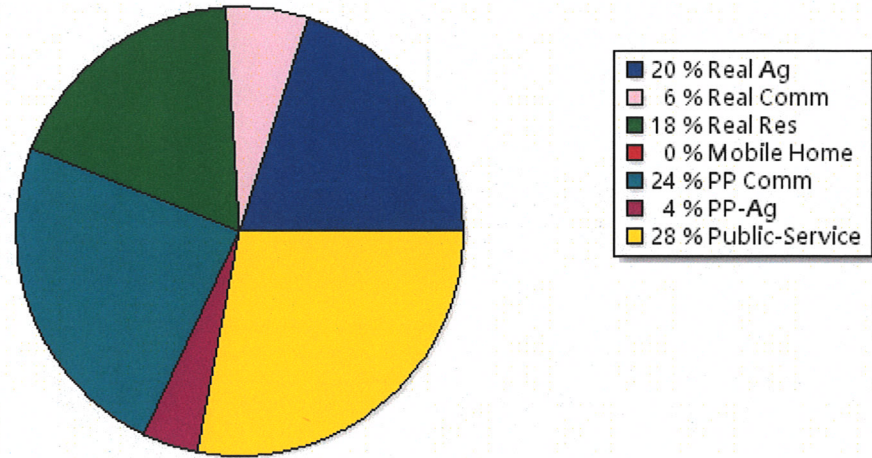
TIF Increment Value

Retained TIF Value

Net Assessed Value 93,829,061

Net Assessed Under Protest -519,298

* Public Service Protests Values are not included on this report.



Real	Count	Value
Agricultural	1,249	3,952,226
Commercial	64	532,654
Residential	1,323	3,085,559
Total Real Value	2,636	7,570,439
Homestead	397	424,988
Veteran	15	97,641
Other	0	0
Total Exempt	444	522,629

TIF Increment Value

Net Assessed		7,047,810
Net Assessed Under Protest	0	0
Senior Freeze	46	203,869
Capped Parcels	1,989	4,889,090

Personal	Count	Value
Agricultural	225	471,681
Commercial	126	3,825,186
Mobile Home	70	236,792
Total Personal	421	4,533,659
Total Exempt	1	2,000

TIF Increment Value

Net Assessed		4,531,659
Net Assessed Under Protest	1	-5,832

Public Service	Count	Value
Total PS Value	35	11,445,306

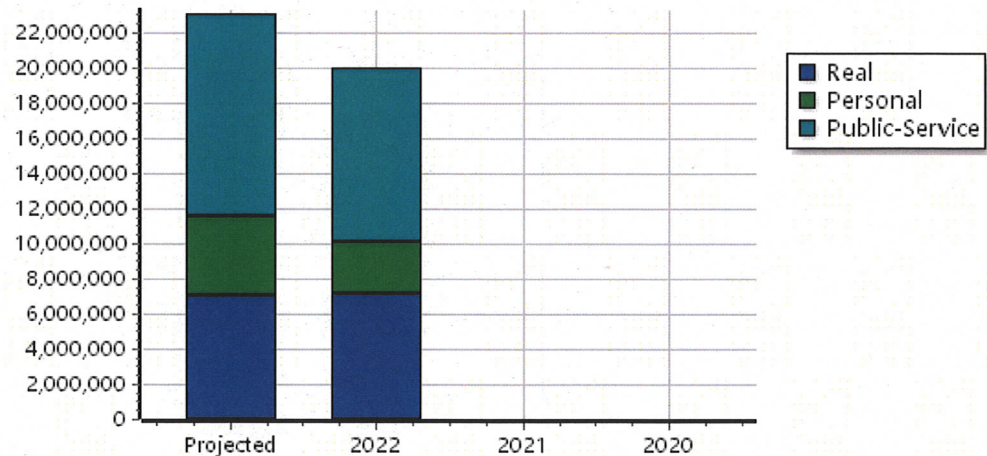
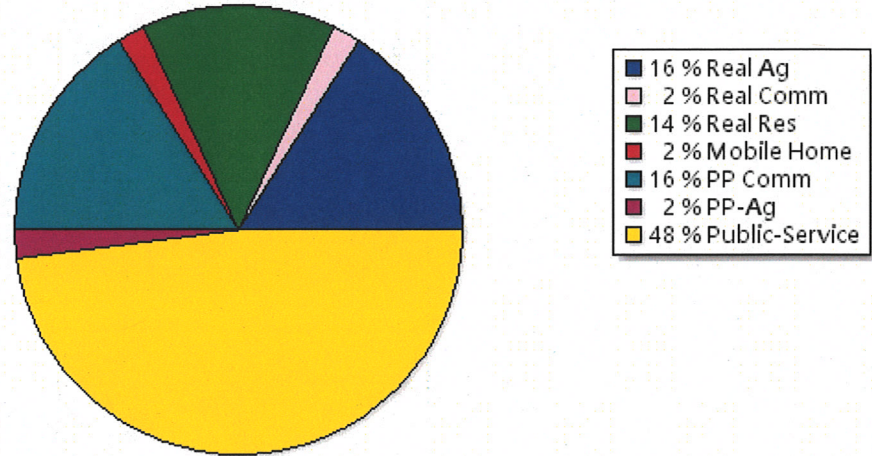
TIF Increment Value

Net Assessed		11,445,306
---------------------	--	-------------------

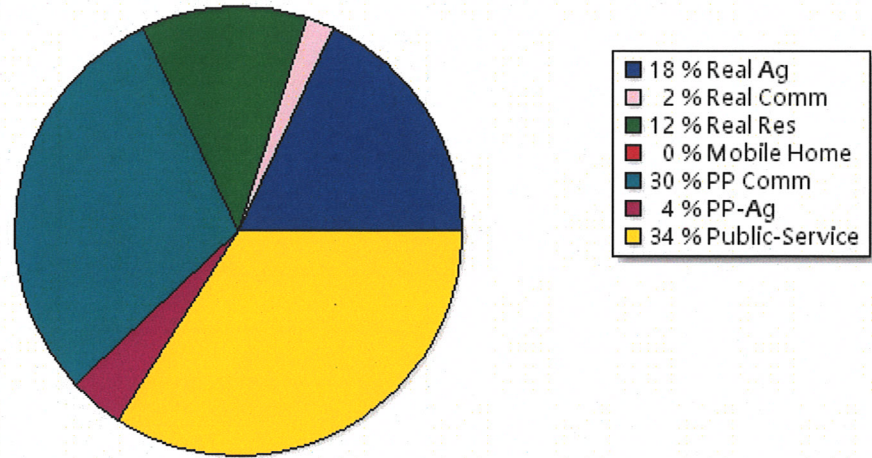
District Totals

Total Gross Value	23,549,404
Homestead Loss	424,988
Other Exemption Loss	99,641
TIF Increment Value	
Retained TIF Value	
Net Assessed Value	23,024,775
Net Assessed Under Protest	-5,832

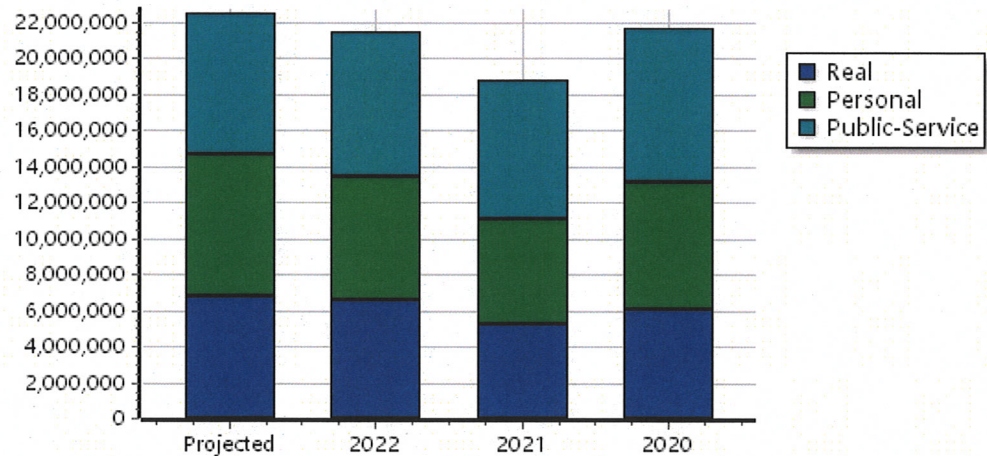
* Public Service Protests Values are not included on this report.



Real	Count	Value
Agricultural	959	4,050,752
Commercial	37	644,676
Residential	554	2,650,689
Total Real Value	1,550	7,346,117
Homestead	363	373,008
Veteran	17	143,366
Other	1	80
Total Exempt	394	516,454
TIF Increment Value		
Net Assessed		6,829,663
Net Assessed Under Protest	0	0
Senior Freeze	40	36,722
Capped Parcels	222	278,856



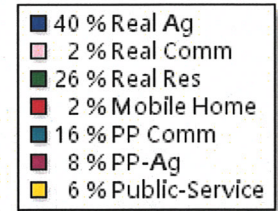
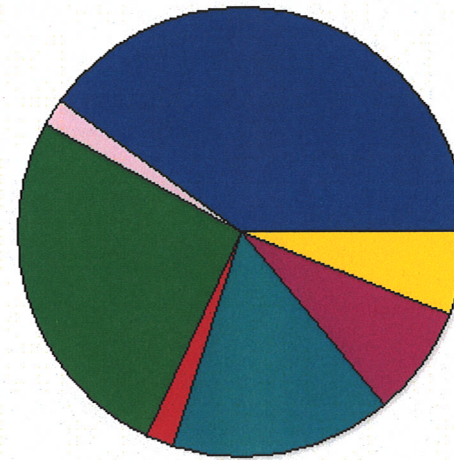
Personal	Count	Value
Agricultural	250	841,740
Commercial	75	6,879,465
Mobile Home	49	114,539
Total Personal	374	7,835,744
Total Exempt	0	0
TIF Increment Value		
Net Assessed		7,835,744
Net Assessed Under Protest	2	-280,374
Public Service		
Total PS Value	21	7,848,489
TIF Increment Value		
Net Assessed		7,848,489



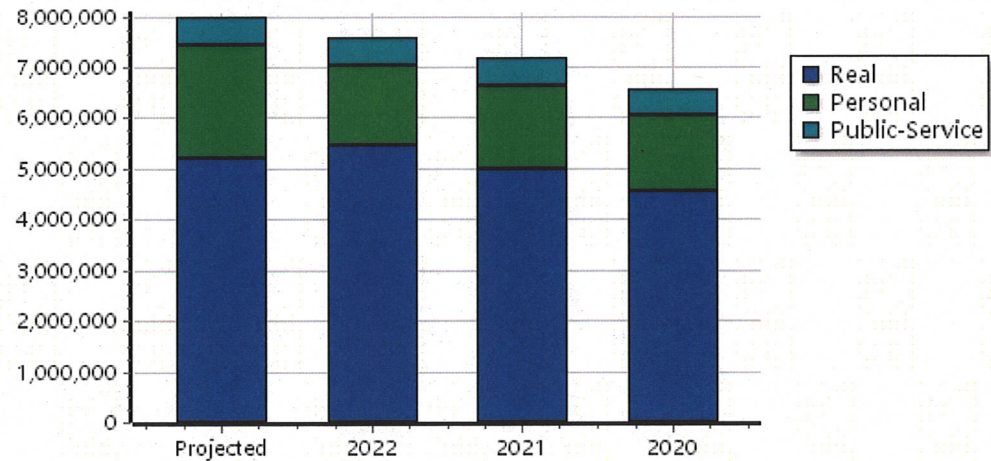
District Totals	
Total Gross Value	23,030,350
Homestead Loss	373,008
Other Exemption Loss	143,446
TIF Increment Value	
Retained TIF Value	
Net Assessed Value	22,513,896
Net Assessed Under Protest	-280,374

* Public Service Protests Values are not included on this report.

Real	Count	Value
Agricultural	817	3,253,960
Commercial	7	136,558
Residential	302	2,166,103
Total Real Value	1,126	5,556,621
Homestead	250	255,971
Veteran	8	78,004
Other	0	0
Total Exempt	265	333,975
TIF Increment Value		
Net Assessed		5,222,646
Net Assessed Under Protest	0	0
Senior Freeze	18	100,032
Capped Parcels	759	1,511,433



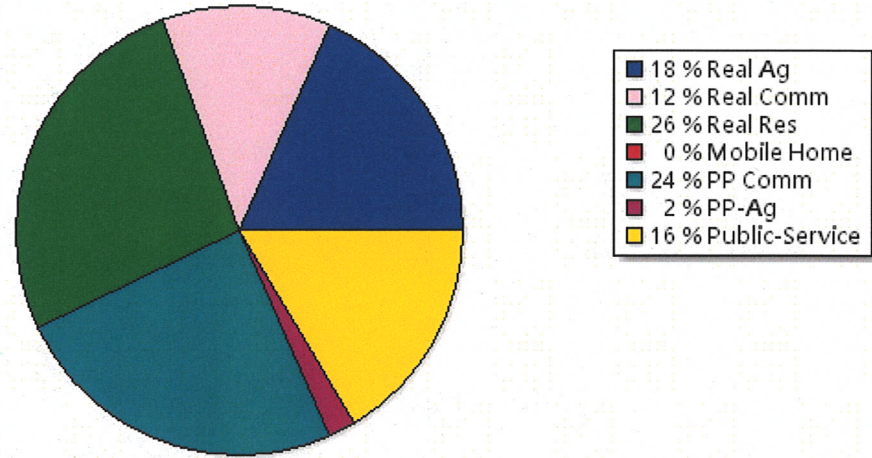
Personal	Count	Value
Agricultural	206	604,398
Commercial	53	1,406,370
Mobile Home	48	188,357
Total Personal	307	2,199,125
Total Exempt	2	4,000
TIF Increment Value		
Net Assessed		2,195,125
Net Assessed Under Protest	1	-6,092
Public Service	Count	Value
Total PS Value	13	564,459
TIF Increment Value		
Net Assessed		564,459



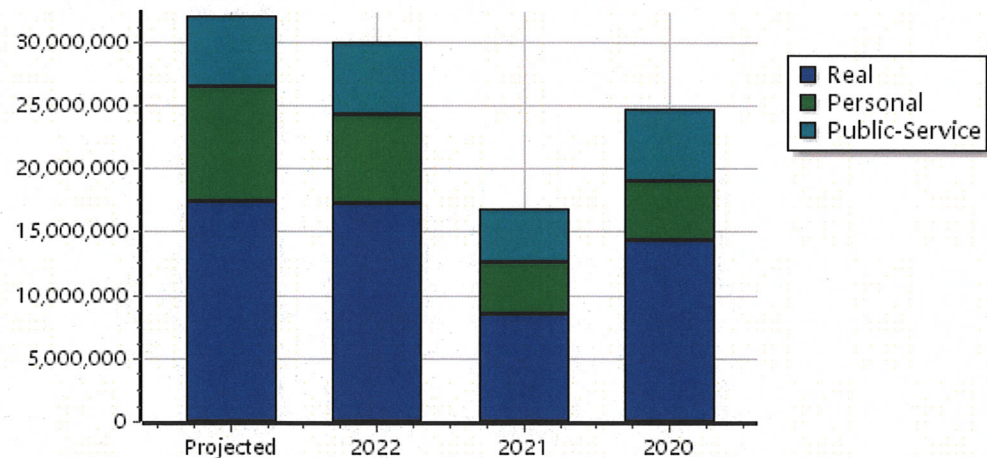
District Totals	
Total Gross Value	8,320,205
Homestead Loss	255,971
Other Exemption Loss	82,004
TIF Increment Value	
Retained TIF Value	
Net Assessed Value	7,982,230
Net Assessed Under Protest	-6,092

* Public Service Protests Values are not included on this report.

Real	Count	Value
Agricultural	1,326	5,888,821
Commercial	539	3,959,036
Residential	2,556	8,835,235
Total Real Value	4,421	18,683,092
Homestead	829	888,690
Veteran	41	370,065
Other	0	0
Total Exempt	944	1,258,755
TIF Increment Value		
Net Assessed		17,424,337
Net Assessed Under Protest	0	0
Senior Freeze	106	368,731
Capped Parcels	2,686	8,347,273



Personal	Count	Value
Agricultural	289	828,470
Commercial	308	7,957,095
Mobile Home	55	198,747
Total Personal	652	8,984,312
Total Exempt	2	4,000
TIF Increment Value		
Net Assessed		8,980,312
Net Assessed Under Protest	1	-132,861
Public Service	Count	Value
Total PS Value	48	5,566,516
TIF Increment Value		
Net Assessed		5,566,516



District Totals	
Total Gross Value	33,233,920
Homestead Loss	888,690
Other Exemption Loss	374,065
TIF Increment Value	
Retained TIF Value	
Net Assessed Value	31,971,165
Net Assessed Under Protest	-132,861

* Public Service Protests Values are not included on this report.

Real	Count	Value
Agricultural	444	1,945,869
Commercial	4	22,636
Residential	149	673,857
Total Real Value	597	2,642,362
Homestead	122	127,533
Veteran	6	67,312
Other	0	0
Total Exempt	134	194,845

TIF Increment Value

Net Assessed		2,447,517
Net Assessed Under Protest	0	0
Senior Freeze	11	23,313
Capped Parcels	467	1,081,869

Personal	Count	Value
Agricultural	92	190,038
Commercial	22	1,796,375
Mobile Home	16	82,218
Total Personal	130	2,068,631
Total Exempt	0	0

TIF Increment Value

Net Assessed		2,068,631
Net Assessed Under Protest	1	-68,633

Public Service	Count	Value
Total PS Value	24	2,128,928

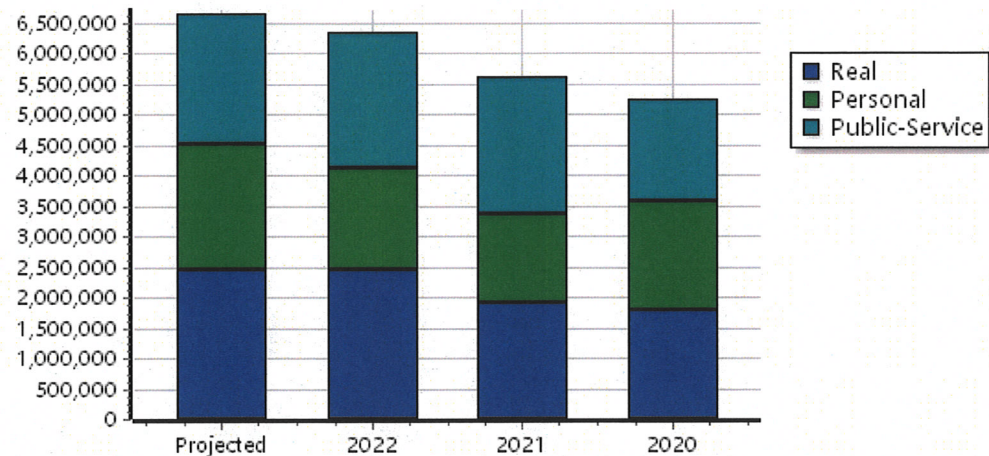
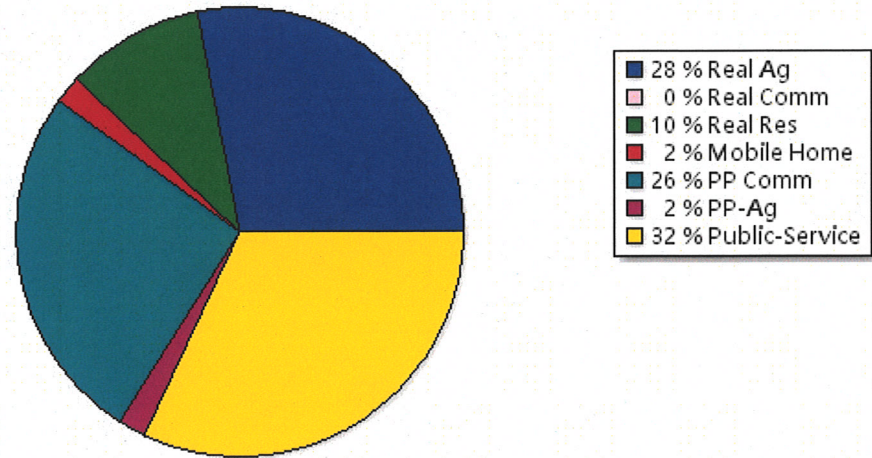
TIF Increment Value

Net Assessed		2,128,928
---------------------	--	------------------

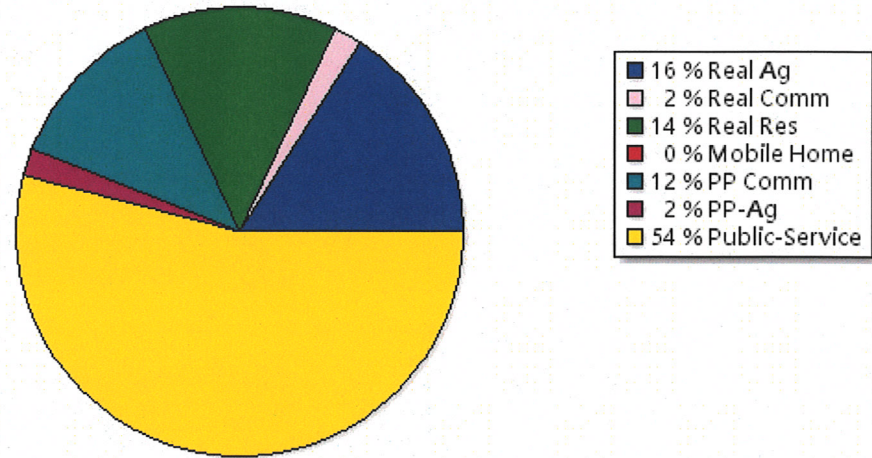
District Totals

Total Gross Value	6,839,921
Homestead Loss	127,533
Other Exemption Loss	67,312
TIF Increment Value	
Retained TIF Value	
Net Assessed Value	6,645,076
Net Assessed Under Protest	-68,633

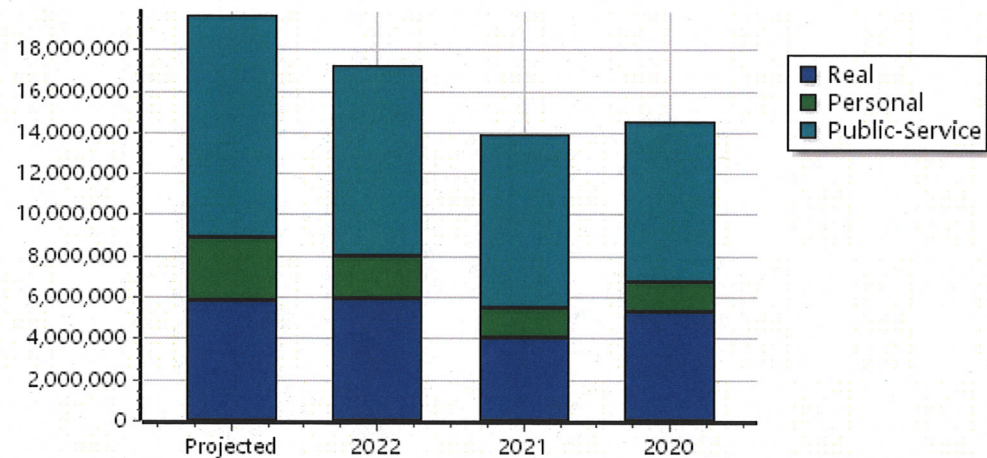
* Public Service Protests Values are not included on this report.



Real	Count	Value
Agricultural	938	3,093,998
Commercial	64	532,654
Residential	1,204	2,648,676
Total Real Value	2,206	6,275,328
Homestead	324	351,180
Veteran	12	84,756
Other	0	0
Total Exempt	366	435,936
TIF Increment Value		
Net Assessed		5,839,392
Net Assessed Under Protest	0	0
Senior Freeze	42	190,670
Capped Parcels	1,700	4,087,719




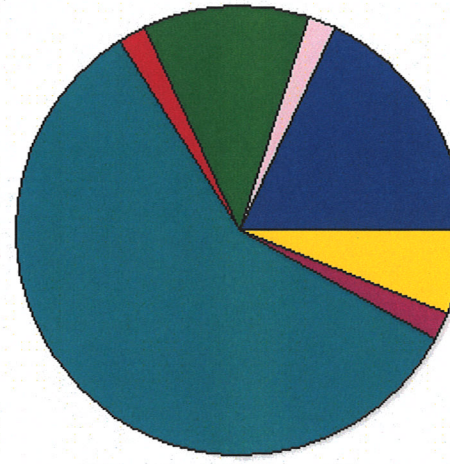
Personal	Count	Value
Agricultural	168	363,477
Commercial	106	2,523,193
Mobile Home	44	177,658
Total Personal	318	3,064,328
Total Exempt	1	2,000
TIF Increment Value		
Net Assessed		3,062,328
Net Assessed Under Protest	1	-5,832
Public Service		
Total PS Value	29	10,737,510
TIF Increment Value		
Net Assessed		10,737,510



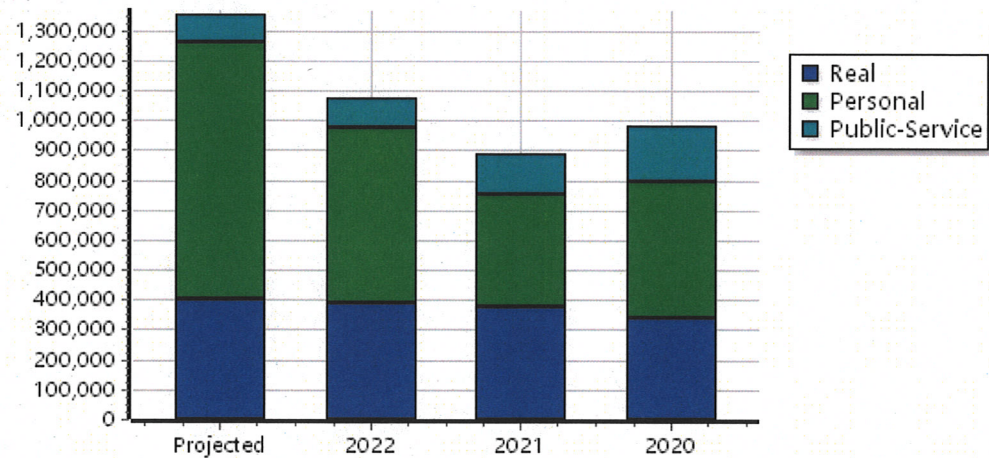
District Totals	
Total Gross Value	20,077,166
Homestead Loss	351,180
Other Exemption Loss	86,756
TIF Increment Value	
Retained TIF Value	
Net Assessed Value	19,639,230
Net Assessed Under Protest	-5,832

* Public Service Protests Values are not included on this report.

Real	Count	Value
Agricultural	60	247,578
Commercial	2	17,694
Residential	39	171,361
Total Real Value	101	436,633
Homestead	24	25,000
Veteran	1	12,603
Other	0	0
Total Exempt	26	37,603
TIF Increment Value		
Net Assessed		399,030
Net Assessed Under Protest	0	0
Senior Freeze	2	4,582
Capped Parcels	71	189,666




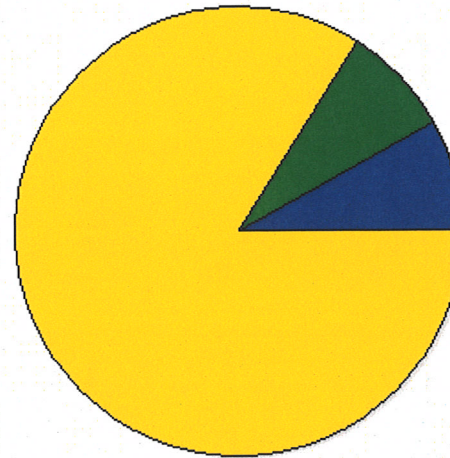
Personal	Count	Value
Agricultural	23	37,901
Commercial	9	801,404
Mobile Home	9	26,307
Total Personal	41	865,612
Total Exempt	0	0
TIF Increment Value		
Net Assessed		865,612
Net Assessed Under Protest	1	-25,506
Public Service		
Total PS Value	10	89,904
TIF Increment Value		
Net Assessed		89,904



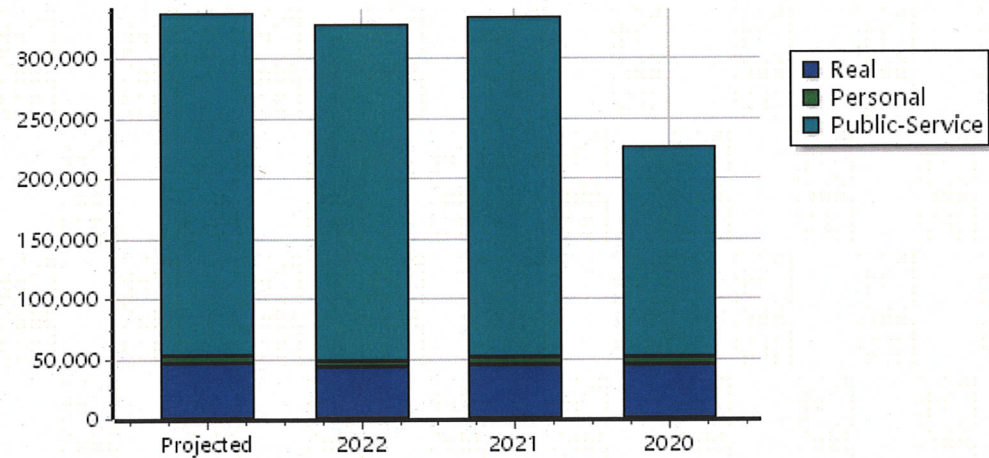
District Totals	
Total Gross Value	1,392,149
Homestead Loss	25,000
Other Exemption Loss	12,603
TIF Increment Value	
Retained TIF Value	
Net Assessed Value	1,354,546
Net Assessed Under Protest	-25,506

* Public Service Protests Values are not included on this report.

Real	Count	Value
Agricultural	10	25,873
Commercial	0	0
Residential	14	25,727
Total Real Value	24	51,600
Homestead	5	4,690
Veteran	0	0
Other	0	0
Total Exempt	5	4,690
TIF Increment Value		
Net Assessed		46,910
Net Assessed Under Protest		
Senior Freeze	1	0
Capped Parcels	21	43,807



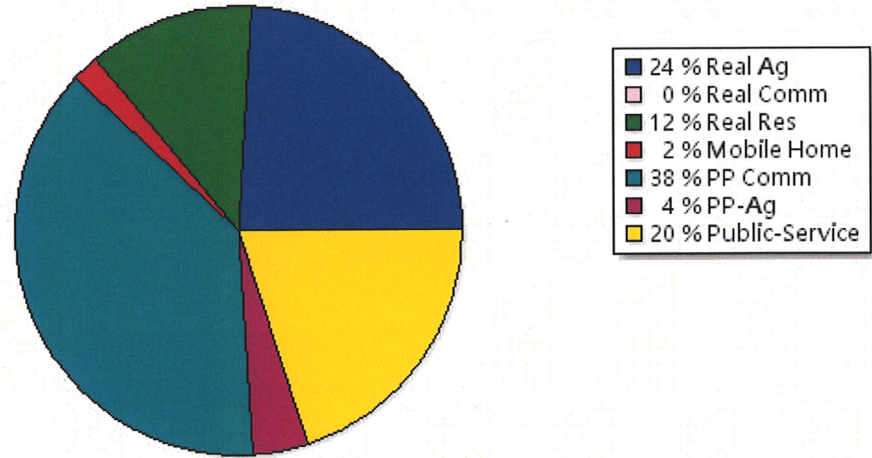
Personal	Count	Value
Agricultural	3	1,722
Commercial	2	1,677
Mobile Home	2	2,835
Total Personal	7	6,234
Total Exempt	0	0
TIF Increment Value		
Net Assessed		6,234
Net Assessed Under Protest		
Public Service		
Total PS Value	3	284,229
TIF Increment Value		
Net Assessed		284,229



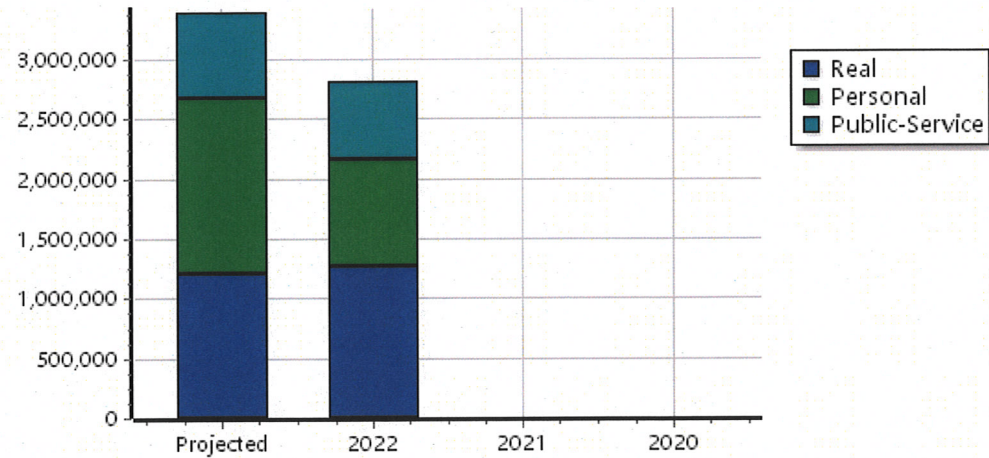
District Totals	
Total Gross Value	342,063
Homestead Loss	4,690
Other Exemption Loss	0
TIF Increment Value	
Retained TIF Value	
Net Assessed Value	337,373
Net Assessed Under Protest	

* Public Service Protests Values are not included on this report.

Real	Count	Value
Agricultural	311	858,228
Commercial	0	0
Residential	119	436,883
Total Real Value	430	1,295,111
Homestead	73	73,808
Veteran	3	12,885
Other	0	0
Total Exempt	78	86,693
TIF Increment Value		
Net Assessed		1,208,418
Net Assessed Under Protest		
Senior Freeze	4	13,199
Capped Parcels	289	801,371



Personal	Count	Value
Agricultural	57	108,204
Commercial	20	1,301,993
Mobile Home	26	59,134
Total Personal	103	1,469,331
Total Exempt	0	0
TIF Increment Value		
Net Assessed		1,469,331
Net Assessed Under Protest		
Public Service	Count	Value
Total PS Value	6	707,796
TIF Increment Value		
Net Assessed		707,796



District Totals	
Total Gross Value	3,472,238
Homestead Loss	73,808
Other Exemption Loss	12,885
TIF Increment Value	
Retained TIF Value	
Net Assessed Value	3,385,545
Net Assessed Under Protest	

* Public Service Protests Values are not included on this report.

Real	Count	Value
Agricultural	3,846	15,066,749
Commercial	614	4,650,884
Residential	4,344	14,786,481
Total Real Value	8,804	34,504,114
Homestead	1,603	1,701,872
Veteran	70	613,022
Other	0	0
Total Exempt	1,792	2,314,894

TIF Increment Value

Net Assessed		32,189,220
Net Assessed Under Protest	0	0
Senior Freeze	182	695,945
Capped Parcels	5,922	15,873,472

Personal	Count	Value
Agricultural	815	2,096,309
Commercial	511	14,986,703
Mobile Home	191	708,949
Total Personal	1,517	17,791,961
Total Exempt	5	10,000

TIF Increment Value

Net Assessed		17,781,961
Net Assessed Under Protest	4	-213,418

Public Service	Count	Value
Total PS Value	123	19,989,438

TIF Increment Value

Net Assessed		19,989,438
---------------------	--	-------------------

District Totals

Total Gross Value	72,285,513
Homestead Loss	1,701,872
Other Exemption Loss	623,022

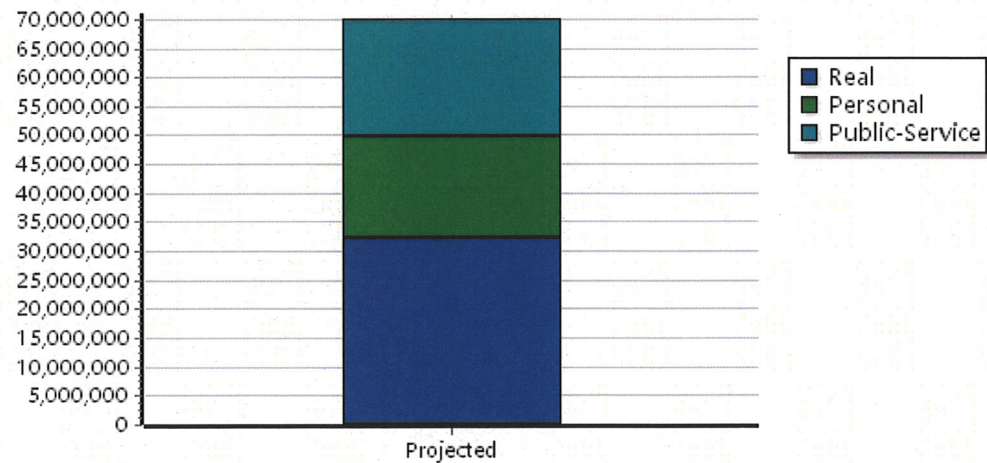
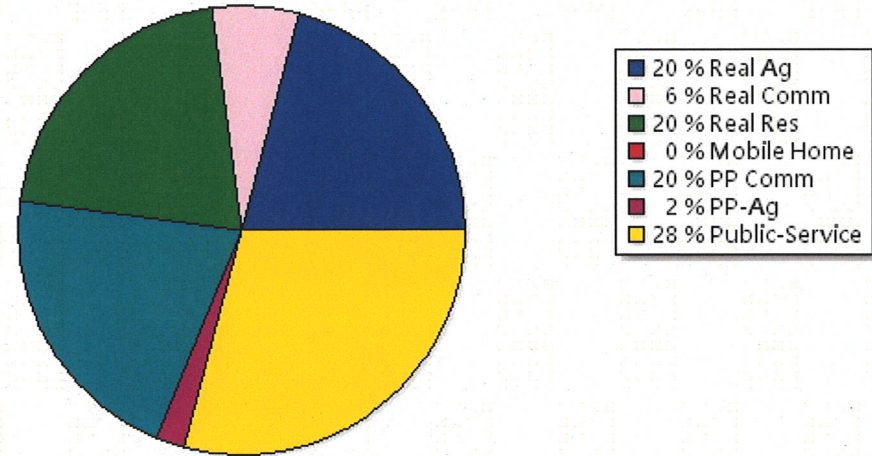
TIF Increment Value

Retained TIF Value

Net Assessed Value	69,960,619
---------------------------	-------------------

Net Assessed Under Protest	-213,418
-----------------------------------	-----------------

* Public Service Protests Values are not included on this report.



Real	Count	Value
Agricultural	1,019	4,298,330
Commercial	39	662,370
Residential	593	2,822,050
Total Real Value	1,651	7,782,750
Homestead	387	398,008
Veteran	18	155,969
Other	1	80
Total Exempt	420	554,057

TIF Increment Value

Net Assessed		7,228,693
Net Assessed Under Protest	0	0
Senior Freeze	42	41,304
Capped Parcels	293	468,522

Personal	Count	Value
Agricultural	273	879,641
Commercial	84	7,680,869
Mobile Home	58	140,846
Total Personal	415	8,701,356
Total Exempt	0	0

TIF Increment Value

Net Assessed		8,701,356
Net Assessed Under Protest	3	-305,880

Public Service	Count	Value
Total PS Value	31	7,938,393
TIF Increment Value		
Net Assessed		7,938,393

District Totals

Total Gross Value	24,422,499
Homestead Loss	398,008
Other Exemption Loss	156,049
TIF Increment Value	
Retained TIF Value	
Net Assessed Value	23,868,442
Net Assessed Under Protest	-305,880

* Public Service Protests Values are not included on this report.

